

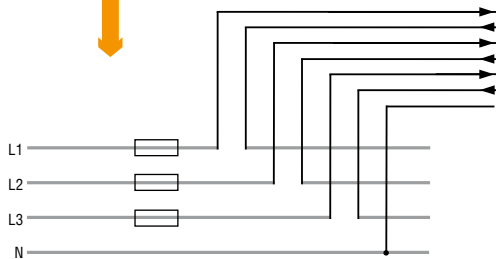
N43 RAIL MOUNTED POWER NETWORK METER

FEATURES:



- For direct (up to 63A) and indirect measurement, in 3 phase 4 wire/ 3 wire balanced and unbalanced systems.
- The measurement of: rms values of voltage and current, active, reactive and apparent power, active, reactive energy, power factors, frequency, THD.
- Indications considering values of programmed ratios.
- Programmable display pages.
- 3 programmable alarm outputs and 1 pulse output in standard version.
- Pulse output for monitoring of 3-phase active energy.
- Analog outputs after adding S4AO module.
- Digital transmission to the master system through the RS-485 interface (MODBUS).
- USB for configuration by using free eCon software.
- Modern design allows for installation of the meter in modular switchgear in accordance with EN 62208 (meter has a width of 6 modules) on 35 mm rail.

EXAMPLE OF APPLICATION



Measurements, monitoring, recording of network parameters and energy.


INPUT:



OUTPUTS:



GALVANIC ISOLATION:



MEASURED QUANTITIES AND MEASURING RANGES

Measured value	Measuring range	L1	L2	L3	Σ	Basic error**
Current In 1A/5A 1 A ~ 5 A ~ 63 A ~	0.002...1.20 A or kA * 0.010...6.00 A or kA * 0.10...76.0A~	•	•	•		±0.5%
Voltage L-N 57,7 V ~ 230 V ~ 290 V ~	2.80 ...70.0 V or kV* 10.0 ... 276 V~ 14.0 ... 348 V~	•	•	•		±0.5%
Voltage L-L 100 V ~ 400 V ~ 500 V ~	5.00 ... 120 V or kV* 20.0 ... 480 V~ 25.0 ... 600 V~	•	•	•		±1%
Frequency	47.0 ... 63.0 Hz				•	±0.5%
Active power /import or export/	0.00 ... 999 W, kW or MW	•	•	•	•	±1%
Reactive power /capacitive or inductive indication/	0.00 ... 999 VAR, kVAr or MVAr	•	•	•	•	±1%
Apparent power	0.00 ... 999 VA, kVA or MVA	•	•	•	•	±1%
Active energy /import or export/	0.0 ... 999999.9 kWh or MWh				•	±1%
Reactive energy /capacitive or inductive indication/	0.0 ... 999999.9 kVArh or MVArh				•	±1%
Power factor PF	-1 ... 0 ... 1	•	•	•	•	±1%
Tangent φ	+1.2 ... 1 ...1.2	•	•	•	•	±1%

* depending on set current ratio:
- tr_U ratio (ratio of the voltage transformer: 0.1...4000.0)
- tr_I ratio (ratio of the current transformer: 1...10000)
** calculated for the nominal range In, Un

OUTPUTS

Kind of output	Properties
Relay output	• 3x programmable relay output, normally open voltageless contacts, load capacity 250 V~/0.5 A~
Pulse output	• 1 x pulse output, OC type, passive (for monitoring of active energy)

Export department:
tel.: +48 68 45 75 130/132
e-mail: export@lumel.com.pl
Technical support:
tel.: +48 68 45 75 143/141/
144/140
e-mail: export@lumel.com.pl

LUMEL S.A.
ul. Stubiicka 4,
65-127 Zielona Góra, Poland
tel.: +48 68 45 75 100
WWW.LUMEL.COM.PL

DIGITAL INTERFACE

Type of interface	Transmission protocol	Mode	Rate
RS-485 Modbus	MODBUS RTU	8N2, 8E1, 8O1, 8N1	4.8; 9.6; 19.2; 38.4 kbit/s
USB 1.1/ 2.0	MODBUS RTU	8N2	9.6 kbit/s

EXTERNAL FEATURES

Readout field	LCD display, monochromatic with backlight		
Weight	< 0.3 kg		
Overall dimensions	105 × 110 × 60 mm		
Protection grade (acc. to EN 60529)	from housing side: IP50	from terminal side: IP00	

RATED OPERATING CONDITIONS

Supply voltage	85...253 V a.c., 90...300 V d.c. 20...40 V a.c., 20...60 V d.c.	
Temperature	ambient: -10...23...55°C	
Relative humidity	0...95%	inadmissible condensation
Operating position	any	
External magnetic field	0...40...400 A/m	
Short duration overload	voltage inputs (5 sec): 2 Un	current inputs: - 1 sec. 50 A (for version In 1 A/ 5 A) - 1 sec. 630 A (for version In 63 A)
Power consumption	- in the supply circuit ≤ 4 VA, - in the voltage and current circuits ≤ 2 VA	

SAFETY AND COMPATIBILITY REQUIREMENTS

Electromagnetic compatibility	noise immunity	acc. to EN 61000-6-2
	noise emissions	acc. to EN 61000-6-4
Safety requirements	acc. to EN 61010-1	

ELECTRIC CONNECTIONS

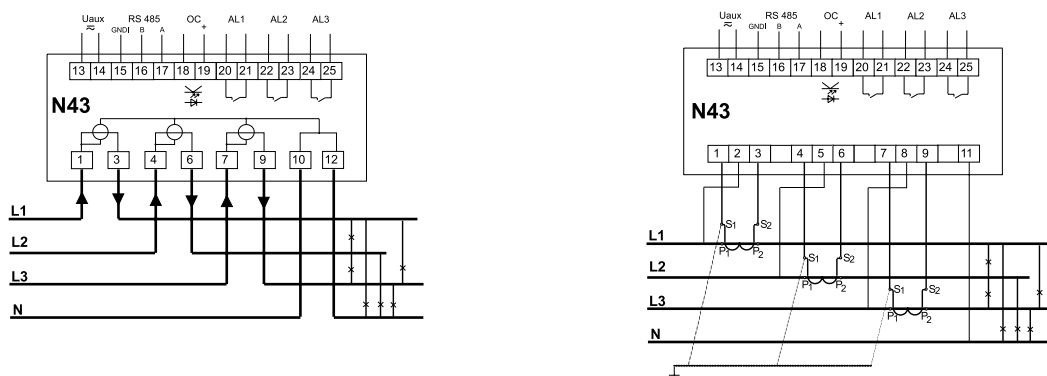


Fig 1. Meter connection diagrams.

ORDERING

Code	Description
N43 11100M0*	Rail mounted power network meter N43 current input 1A/5A, X/1A, X/5A, voltage input 3x57.7/100V, 3x relays, 1x pulse output, RS-485 interface, supply 85-253V a.c. or 90-300V d.c., documentation and descriptions in Polish and English version, test certificate
N43 22100M0*	Rail mounted power network meter N43 current input 63A, voltage input 3x230/400V, 3x relays, 1x pulse output, RS-485 interface, supply 85-253V a.c. or 90-300V d.c., documentation and descriptions in Polish and English version, test certificate
N43 12100M0*	Rail mounted power network meter N43 current input 1A/5A, X/1A, X/5A, voltage input 3x230/400V, 3x relays, 1x pulse output, RS-485 interface, supply 85-253V a.c. or 90-300V d.c., documentation and descriptions in Polish and English version, test certificate

* Upon agreement, an option to order a calibration certificate for the product is available against payment. Then, in the execution code, in the place of the last character, enter the digit 2, e.g. **N43 12100M2**. The customer will then receive a standard test certificate and a calibration certificate (against payment).

For more information about LUMEL's products please visit our website:
www.lumel.com.pl

Export department:
tel.: +48 68 45 75 130/132
e-mail: export@lumel.com.pl
Technical support:
tel.: +48 68 45 75 143/141/
144/140
e-mail: export@lumel.com.pl

LUMEL S.A.
ul. Stubiczka 4,
65-127 Zielona Góra, Poland
tel.: +48 68 45 75 100
WWW.LUMEL.COM.PL